



Oinsa Submete Formuláriu Anuál

How to Submit Annual Tax Return

BY: UNIDADE SISTEMA INFORMASAUN

Note Importante

Important Note

- ▶ Tenki iha E-Service Account ho Password Rasik (e-mail/Password)
Have an E-service Account Created (email/Password)
- ▶ Visita/ Kontaktu portal Autoridade Tributária iha ATTL.GOV.TL
Visit/Contact Tax Authority Website ATTL.GOV.TL

Seidauk iha E-Service Account ? Do not have E-service Account yet ?

Halo favór, visita Link iha kraik hodi kriak ita nia E-service Account

<https://attl.gov.tl/news/oinsa-kria-services-online/> ou <https://attl.gov.tl/wp-content/uploads/2020/04/Oinsa-Kria-E-Service-Online-Mesak-final.pdf>

Please click link bellow to create your E-Service Account

<https://attl.gov.tl/news/oinsa-kria-services-online/> ou <https://attl.gov.tl/wp-content/uploads/2020/04/Oinsa-Kria-E-Service-Online-Mesak-final.pdf>

Iha E-Service Account ?
Have E-service Account ?

- ▶ ***Kontinua Etapa sira tuirmai***
- ▶ ***Continue with following steps***

Step 1 : Login ba E-Service Account

Step 1 : Login to E-service Account

The screenshot displays the official website of the Autoridade Tributária de Timor-Leste (A.T.T.L.). The header includes the organization's logo, name in both English and Tetum, and a navigation menu with links for Home, About Us, Documents, Forms & Tutorial, Tax Laws, and News & Events. A search bar is also present. The main content area features a large banner with a photograph of staff at service counters. A text overlay on the banner reads: "REALIZASAUN LANSAMENTU E-REQUEST" and "Autoridade Tributária (A.T) lansa sistema aplikasaun online ba Certidão de Dívidas (CD). Hodi facilita kontribuintis trata Certidão de Dívidas via online iha kualker fatin ne'ebé de'it uainhira iha liña Internet". Below the banner, a dark bar contains the text "E-Services, A Platform that will allow taxpayers submitting their tax returns online". In the bottom right corner, there is a "Login now" button with a red icon. A blue speech bubble with the text "Click Login Now" and an orange arrow points directly to this button.

A.T.T.L.
AUTORIDADE TRIBUTÁRIA
TIMOR-LESTE

HOME ABOUT US DOCUMENTS, FORMS & TUTORIAL TAX LAWS NEWS & EVENTS Search...

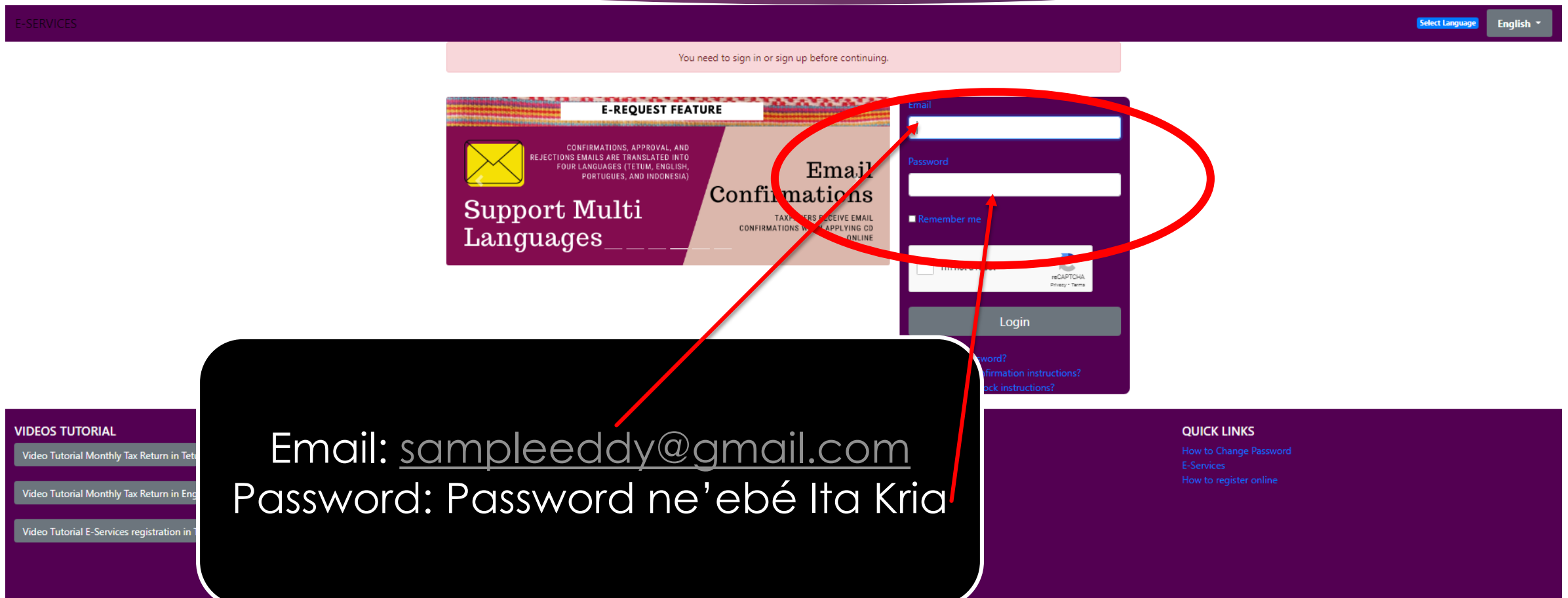
REALIZASAUN LANSAMENTU E-REQUEST

Autoridade Tributária (A.T) lansa sistema aplikasaun online ba Certidão de Dívidas (CD). Hodi facilita kontribuintis trata Certidão de Dívidas via online iha kualker fatin ne'ebé de'it uainhira iha liña Internet

E-Services, A Platform that will allow taxpayers submitting their tax returns online

Login now

Click Login Now



Step 2a : Click iha “I am not robot” (Saya Bukan Robot iha Lingua English)

Step 2a : click in “I am not robot” and than

E-SERVICES

Select Language

English

You need to sign in or sign up before continuing.

E-REQUEST FEATURE

Email Confirmations

TAXPAYERS RECEIVE EMAIL CONFIRMATIONS WHEN APPLYING CD ONLINE

☐ I'm not a robot



Email

Password

☐ Remember me

☐ I'm not a robot



Login

Sign up

Forgot your password?

Didn't receive confirmation instructions?

Didn't receive unlock instructions?

VIDEOS TUTORIAL

Video Tutorial Monthly Tax Return in Tetum

Video Tutorial Monthly Tax Return in English

Video Tutorial E-Services registration in Tetum

OTHERS

Contact Us

Tax Authority Official Portal

Ministry of Finance Website

QUICK LINKS

How to Change Password

E-Services

How to register online

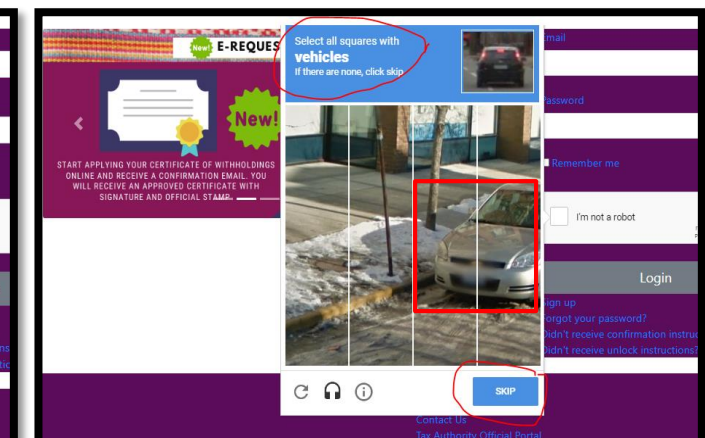
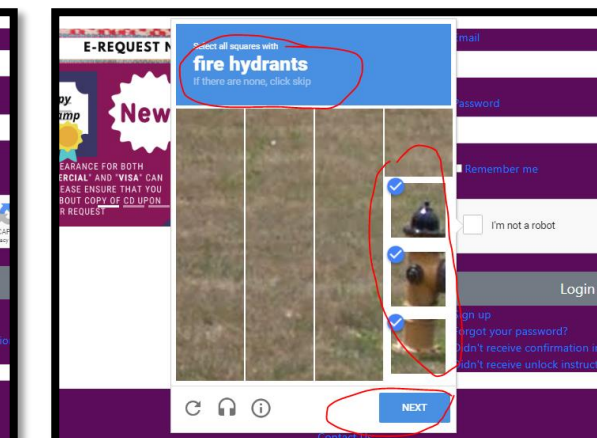
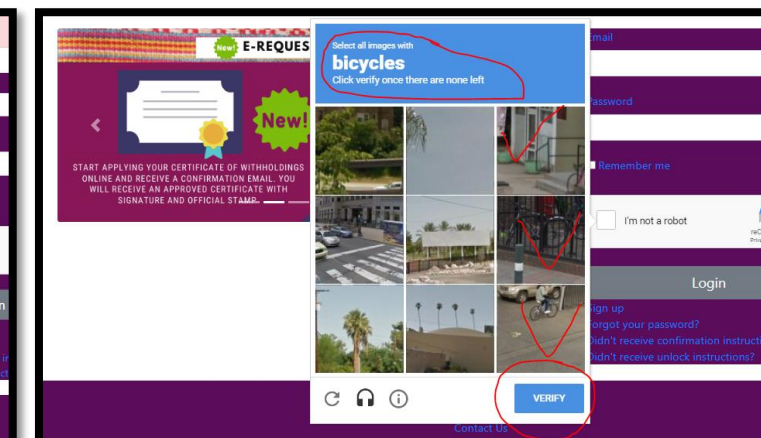
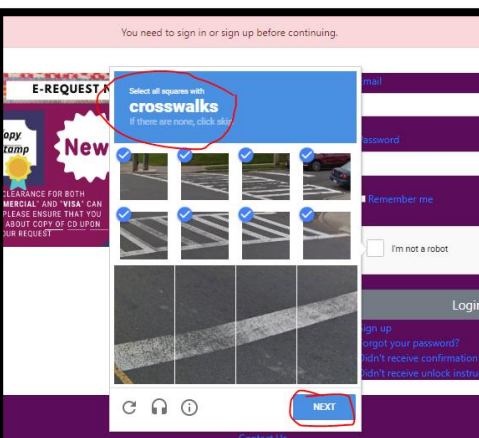
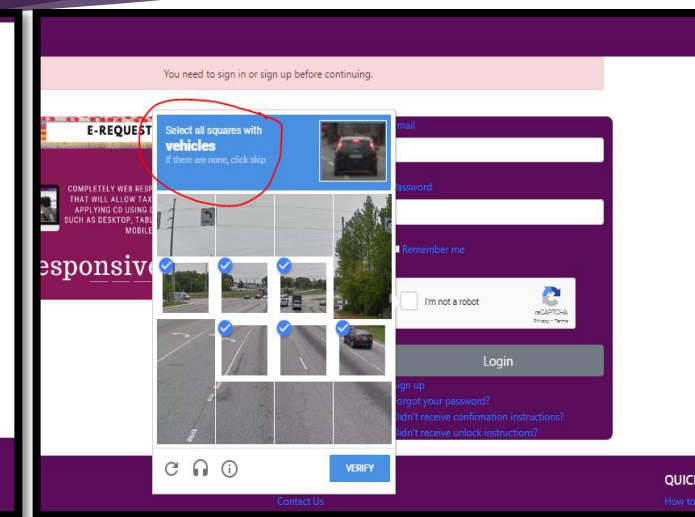
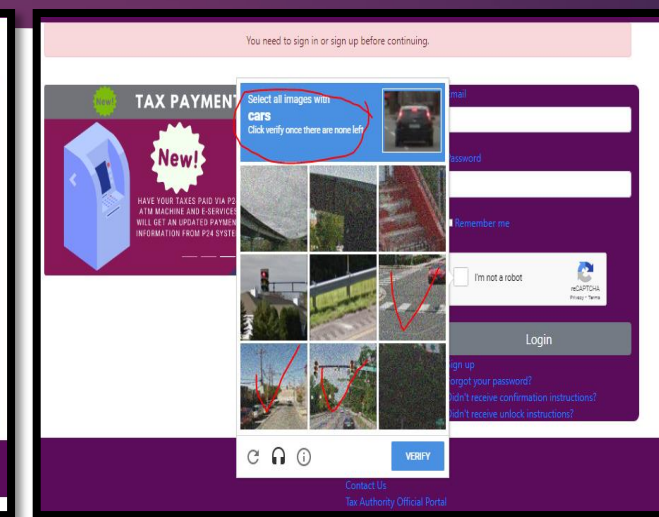
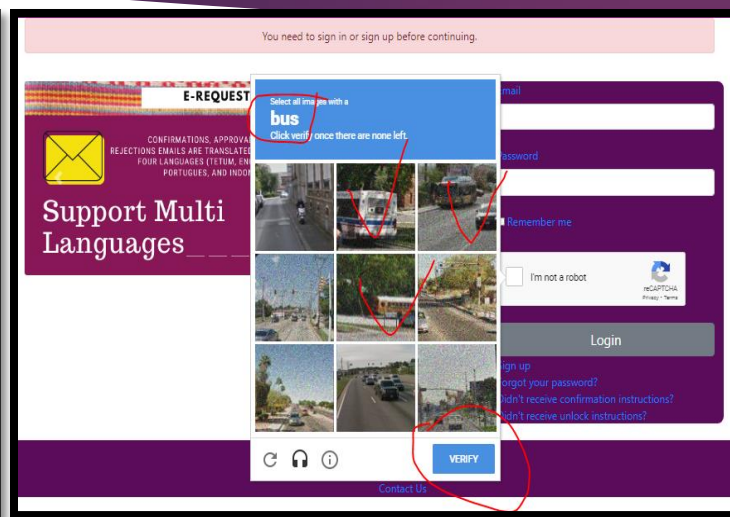
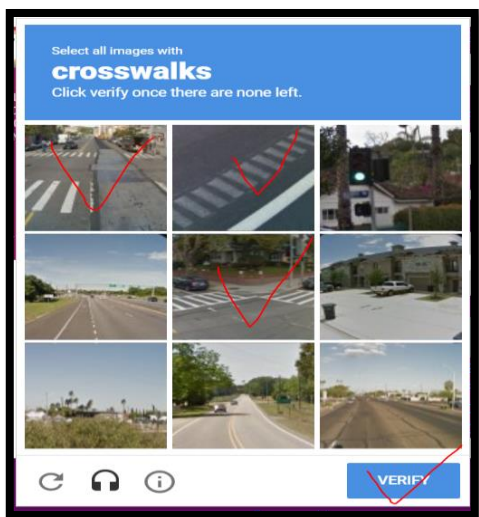
Nota importante

Important note

- ▶ Imagen ne'ebe mosu sei la konsistente, click basea ba Letra/liafuan ne'ebe iha leten
- ▶ **The picture/image is not consistent, click based on the word that appear at the top of the image.**
- ▶ **Note seluk/Other note**
- ▶ Dalaruma nia imajen la mosu, Automatically fo bisku wainhira click
- ▶ Sometimes, the image does not appear, its automaticallya ticked once do the clicking

Exemplu Imajen/liafuan Komun balun ne'ebe mosu wainhira click iha **I'm not Robot**"

Some of the common images/words that appear when click on "I'm not Robot"



Tenki iha “BISTU” hanesan exemplu iha kraik antes Click Login
Must have “TICKED” as following before click on login

Select all squares with vehicles
If there are none, click skip

Remember me

☐ I'm not a robot

reCAPTCHA
Privacy - Terms

Login

Sign up
Forgot your password?
Didn't receive confirmation instructions?
Didn't receive unlock instructions?

VERIFY

New! E-REQUEST FEATURE

Apply Withholdings Certificate

START APPLYING YOUR CERTIFICATE OF WITHHOLDINGS ONLINE AND RECEIVE A CONFIRMATION EMAIL. YOU WILL RECEIVE AN APPROVED CERTIFICATE WITH SIGNATURE AND OFFICIAL STAMP.

TAXPAYERS CAN APPLY WITHHOLDINGS ANYWHERE AS LONG AS THEY ARE CONNECTED TO INTERNET

Withholdings Certificate

Remember me

☒ I'm not a robot

reCAPTCHA
Privacy - Terms

Login

Sign up
Forgot your password?
Didn't receive confirmation instructions?
Didn't receive unlock instructions?

Step 3 : Click Login

Step 3 : Click Login



Email

edassilva@gmail.com

Password

.....

☐ Remember me

☒ I'm not a robot

reCAPTCHA
Privacy - Terms

Login

[Sign up](#)

[Forgot your password?](#)

[Didn't receive confirmation instructions?](#)

[Didn't receive unlock instructions?](#)

Click Login

Step 4 : Click E-Felling Pois Hili Retoriu Annual

Step 4 : Click E-Filling then Choose Annual Tax Return

E-SERVICES

E-Filing ▾

Reports ▾

E-Request ▾

My Profile [Logout](#)

[Select Language](#)

English ▾

Monthly Tax Returns

Annual Tax Returns

Total Monthly Tax returns by all Months

Total Service Tax Paid

Accumulated Paid Tax

\$0.00

[view details](#)

Total wage Income Tax Paid

Accumulated Paid Tax

\$0.00

[view details](#)

Total Annual Instal Tax Paid

Accumulated Paid Tax

\$0.00

[view details](#)

Total Withholding Tax Paid

Accumulated Paid Tax

\$0.00

[view details](#)

Step 5: click iha Submit Annual Form

Step 5: Click on Submit Annual Form

E-SERVICES

E-Filing ▾

Reports ▾

E-Request ▾

My Profile [Logout](#)

[Select Language](#)

English ▾

Click Submit Annual Form

Search based on Year and Month

Tin for some activities

Tin for all activities

Tin for ngos

[Search](#)

[Advance Search](#)

[Submit Annual Form](#)

Ita bo'ot Ajensia?

Are you an Agency?

E-SERVICES

E-Filing ▾

Reports ▾

E-Request ▾

Profile

Submit an Annual Tax Return

Annual Tax Return

Are you an Agency? *

☐ Yes

☐ No

Note

Click iha **"Yes"** se Ita-o'ot Hanesan Ajensia ou **"no"** se karik Nain Ba Compania
(Note- Yes; Halo favor Aneksa Karta Porkurasaun)

Click **"Yes"** if you are an agency who help the company or **"No"** if you are the owner of the company
Note: Yes: please Upload your Agreement Letter.

Ita bo'ot Ajensia?

Are you an Agency?

Annual Tax Return

Are you an Agency? *

☒ Yes

☐ No

Upload Agreement as a service Provider with the Company (Client)

No file chosen

Activities Type (Choose one) *

☐ ALL of the income the company received was subject to proper withholding on this form. The company is also filing an INCOME TAX RETURN to report the income received that was not subject to proper withholding

☐ SOME (but not ALL) of the income the company received was subject to proper withholding, and the company is reporting only that income subject to proper withholding on this form. The company is also filing an INCOME TAX RETURN to report the income received that was not subject to proper withholding

☐ NGO/Non Bussines

Yes

"Yes"; Halo favor Aneksa Karta Porkurasaun antes click hili Ita nian Tipu de Atividades

"Yes": please Upload your Agreement Letter before choose Activities Type.

Step 6a: Hili Tipu Atividade

Step 6a: Choose type of activities

Note Importante

Activities Type (Choose one) *

- 1) **(Atividade sujeito ba FINAL WITHHOLDING).** ALL of the income the company received was subject to proper Withholding and the company elects FINAL WITHHOLDING in lieu of filing an Income Tax Return.
- 2) **Ba Atividade Rekrutiva ne'ebe la'os ba FINAL WITHHOLDING (Lucrativa).** SOME (but not ALL) of the income the company received was subject to proper withholding, and the company is reporting only that income subject to proper withholding on this form. The company is also filing an INCOME TAX RETURN to report the income received that was not subject to proper withholding.
- 3) **Ba NGO no tipu atividade ne'ebe la iha lukrus (non-lucrative).** NGO/Non Business

Step 6: Hili Tipu Atividade

Step 6: Choose type of activities

Annual Tax Return

Are you an Agency? *

☒ Yes

☐ No

Upload Agreement as a service Provider with the Company (Client)

No file chosen

Activities Type (Choose one) *

☐ ALL of the income the company received was subject to proper Withholding and the company elects FINAL WITHHOLDING in lieu of filing an Income Tax Return

☐ SOME (but not ALL) of the income the company received was subject to proper withholding, and the company is reporting only that income subject to proper withholding on this form. The company is also filing an INCOME TAX RETURN to report the income received that was not subject to proper withholding

☐ NGO/Non Bussines

Step 7: Tipu Atividade Primeiru

Step 7: First Activities Type

- ▶ **Atividade sujeito ba FINAL WITHHOLDING).** ALL of the income the company received was subject to proper Withholding and the company elects FINAL WITHHOLDING in lieu of filing an Income Tax Return
 - ▶ The type of Services Provided by the company (Check all that applicable)
 - ▶ Type of Service offered
 - ▶ Carrying on Construction or Building Activities (2%)
 - ▶ Providing Construction consulting services (4%)
 - ▶ Providing air or sea transportation services (2, 46%)
 - ▶ Carrying on mining or mining support services (4,5%)
 - ▶ No Project Awarded

Step 7a: Tipu Atividade Primeiru

Step 7a: First Activities Type

Activities Type (Choose one) *

- ☒ ALL of the income the company received was subject to proper Withholding and the company elects FINAL WITHHOLDING in lieu of filing an Income Tax Return
- ☐ SOME (but not ALL) of the income the company received was subject to proper withholding, and the company is reporting only that income subject to proper withholding on this form. The company is also filing an INCOME TAX subject to proper withholding
- ☐ NGO/Non Bussines

Taxpayer Information

Taxpayer Complete Name

Taxpayer TIN

Tax Period

Select an Option

Select an Option

The type of Services Provided by the company (Check all that apply)

Type of Service offered

- ☐ Carrying on Constrution or Building Activities (2%)
- ☐ Providing Construction consulting services (4%)
- ☐ Providing air or sea transportation services (2, 46%)

Nota/Note

Formulariu Kompletu iha E-service

Halo favor priense Formulariu ho Kuidado no basea atividade ne'ebe ita iha ba tinan ida ne'e

Please Fill the form Carefully based on the activities that you have done for the year.

Review Ita bo'ot nia Informasaun
Review All the information

Keta haluha hare'e fila fali antes click iha Submit
Do not forget re-check before Click submit

Step 7b: Click Submit

Step 7b: Click Submit

Wages Tax Details

[LN 05] Total Gross Amount of Wages Paid during this tax year

[LN 10] Total amount of wage tax payments made to the Tax Authority in respect of this tax year

[LN 20] Total amount of wage tax deducted from your employees' wages in respect of this tax year

Total number of paid employees employed as at 31 December this Year

Submit Form

Back

Nota/Note

Formulariu Kompletu iha E-service

Halo favur priense Formulariu ho Kuidado no basea atividade ne'ebe ita iha ba tinan ida ne'e

Please Fill the form Carefully based on the activities that you have done for the year.

Step 8: Tipu Atividade Segundo

Step 8: First Activities Type

Note Importante

Ba Atividade Rekrutiva ne'ebe la'os ba FINAL WITHHOLDING (Lucrativu).

SOME (but not ALL) of the income the company received was subject to proper withholding, and the company is reporting only that income subject to proper withholding on this form. The company is also filing an INCOME TAX RETURN to report the income received that was not subject to proper withholding.

Step 8a: Tipu Atividade Segundo

Step 8a: First Activities Type

Activities Type (Choose one) *

- ☐ ALL of the income the company received was subject to proper Withholding and the company elects FINAL WITHHOLDING in lieu of filing an Income Tax Return
- ☒ SOME (but not ALL) of the income the company received was subject to proper withholding, and the company is reporting only that income subject to proper withholding on this form. The company is also filing an INCOME TAX RETURN to report the income received that was not subject to proper withholding
- ☐ NGO/Non Business

Perguntas Bazikus

Period Covered

January 1, 2019 to December 31, 2019
Select an Option

Commercial Name

ARE YOU AN INDIVIDUALLY-OWNED ENTERPRISE? (PLEASE SEE Q.1 IN THE 2019 INCOME TAX FORM INSTRUCTIONS FOR MORE INFORMATION)

- ☐ Yes
☐ No

Q2. IF YES TO Q1, ARE YOU A RESIDENT OF TIMOR-LESTE FOR TAX PURPOSES? (PLEASE SEE Q.2 IN THE 2019 INCOME TAX FORM INSTRUCTIONS FOR MORE INFORMATION)

Nota/Note

Formulariu Kompletu iha E-service

Halo favour priense Formulariu ho Kuidado no basea atividade ne'ebe ita iha ba finan ida ne'e

Please Fill the form Carefully based on the activities that you have done for the year.

Review Ita bo'ot nia Informasaun
Review All the information

Keta haluha hare'e fila fali antes click iha Submit
Do not forget re-check before Click submit

Step 8b: Click Submit

Step 8b: Click Submit

Attach Report Profit/Loss, Balancesheet and Cashflow

Balance Sheet Statement

No file chosen

Cashflow Statement

No file chosen

Profit/Loss

No file chosen

Nota/Note

Formulariu Kompletu iha E-service

Halo favor priense Formulariu ho Kuidado no basea atividade ne'ebe ita iha ba tinan ida ne'e

Please Fill the form Carefully based on the activities that you have done for the year.

Step 9: Tipu Atividade Terceira Step 9: This Activities Type

Note Importante

**III. Ba NGO no tipo atividade ne'ebe la iha lukrus
(non-lucrative).** NGO/Non Bussines

Step 9a: Tipu Atividae Terseiru

Step 9a: This Activities Type

Activities Type (Choose one) *

- ☐ ALL of the income the company received was subject to proper Withholding and the company elects FINAL WITHHOLDING in lieu of filing an Income Tax Return
- ☐ SOME (but not ALL) of the income the company received was subject to proper withholding, and the company is reporting only that income subject to proper withholding on this form. The company is also filing an INCOME TAX RETURN to report the income received that was not subject to proper withholding
- ☒ NGO/Non Bussines

Payment if there has been a shortfall is due by 31 March next Year

Period Covered

Select an Option

Select an Option

Total Gross Wages Paid

Total Gross Amount of Wages Paid during this tax year

Wages Tax Reconciliation

Total amount of wage tax payments made to the Tax Authority
Domestic Revenue in respect of this tax year

Total amount of wage tax deducted from your employees wages in
respect of this tax year

Nota/Note

Formulariu Kompletu iha E-service

Halo favour priense Formulariu ho Kuidado no basea atividade ne'ebe ita iha ba tinan ida ne'e

Please Fill the form Carefully based on the activities that you have done for the year.

Review Ita bo'ot nia Informasaun
Review All the information

Keta haluha hare'e fila fali antes click iha Submit
Do not forget re-check before Click submit

Step 9b: Click Submit

Step 9b: Click Submit

Employee Information

Total number of paid employees employed as at 31 December this year

Organization Name

TIN

EMAIL

Telephone Number

Full Name

Nota/Note

Formulariu Kompletu iha E-service

Halo favor priense Formulariu ho Kuidado no basea atividade ne'ebe ita iha ba tinan ida ne'e

Please Fill the form Carefully based on the activities that you have done for the year.

Step 10 : Formatu Rezultadu formulariu Ne'ebe Sucesu

Step 10: Format for successful Form submission

E-SERVICES

E-Filing ▾

Reports ▾

E-Request ▾

[My Profile](#)

[Logout](#)

[Select Language](#)

English ▾

The Annual tax return was successfully submitted. If you have payment involved, please download the form and have it paid in the Bank. Upload the evidence of payment once the payment has been done

Annual Income Calculated Form for January 2021 to December 2021

[Edit](#)

[Back](#)

[Download Form All Activities](#)

[Upload evidence of Payment](#)

The Annual tax return was successfully submitted. If you have payment involved, please download the form and have it paid in the Bank. Upload the evidence of payment once the payment has been done

All activities

Submitted at

2021-02-09

Taxpayer Complete Name

Guno Unipessoal,Lda

Step 11 : Nota Important

Step 11: Important Note

► Zero Tax Return (Parabens)

- Ba Zero Kontribuintis: ita-Bo'ot kompleta ona Anual Tax Return

(For Zero : you have completed your Annual Tax Return)

► Payment/Pagamentu

(Kontinua ho step sira tuir/Continue with Following Step)

Step 12 : Note Seluk

Step 12 : Further note

Ba Kontribuitis ne'ebe mak pressija halo pagamentu Ruma,
halo Favor ba Selu iha Banku pois upload ita-bo'ot sira nia
Recibu hosi Banku

***(For those who have payment to do, Please go to the Bank,
and then upload your receipts)***



Oinsa Upload Recibu

How to upload the Receipts

Oinsa Upload Recibu

How to upload the Receipts

Iha sessaun Hamutuk Rua oinsa Relata Recibu

(There are two Session for this Step)

- I. Halo Pagamentu **(Do the Payment)**
- II. Upload Recibu **(Upload the Receipts)**



I. Halo Pagamentu

I. **(Do the Payment)**

Halo favor tuir Etapa sira tuir mai

Please use the following steps

Step 1 : Click E-Felling Pois Hili Relatoriu Anual

Step 1 : Click E-Filling then Choose Monthly Tax Return

E-SERVICES

E-Filing ▾

Reports ▾

E-Request ▾

[My Profile](#) [Logout](#)

[Select Language](#)

English ▾

Monthly Tax Returns

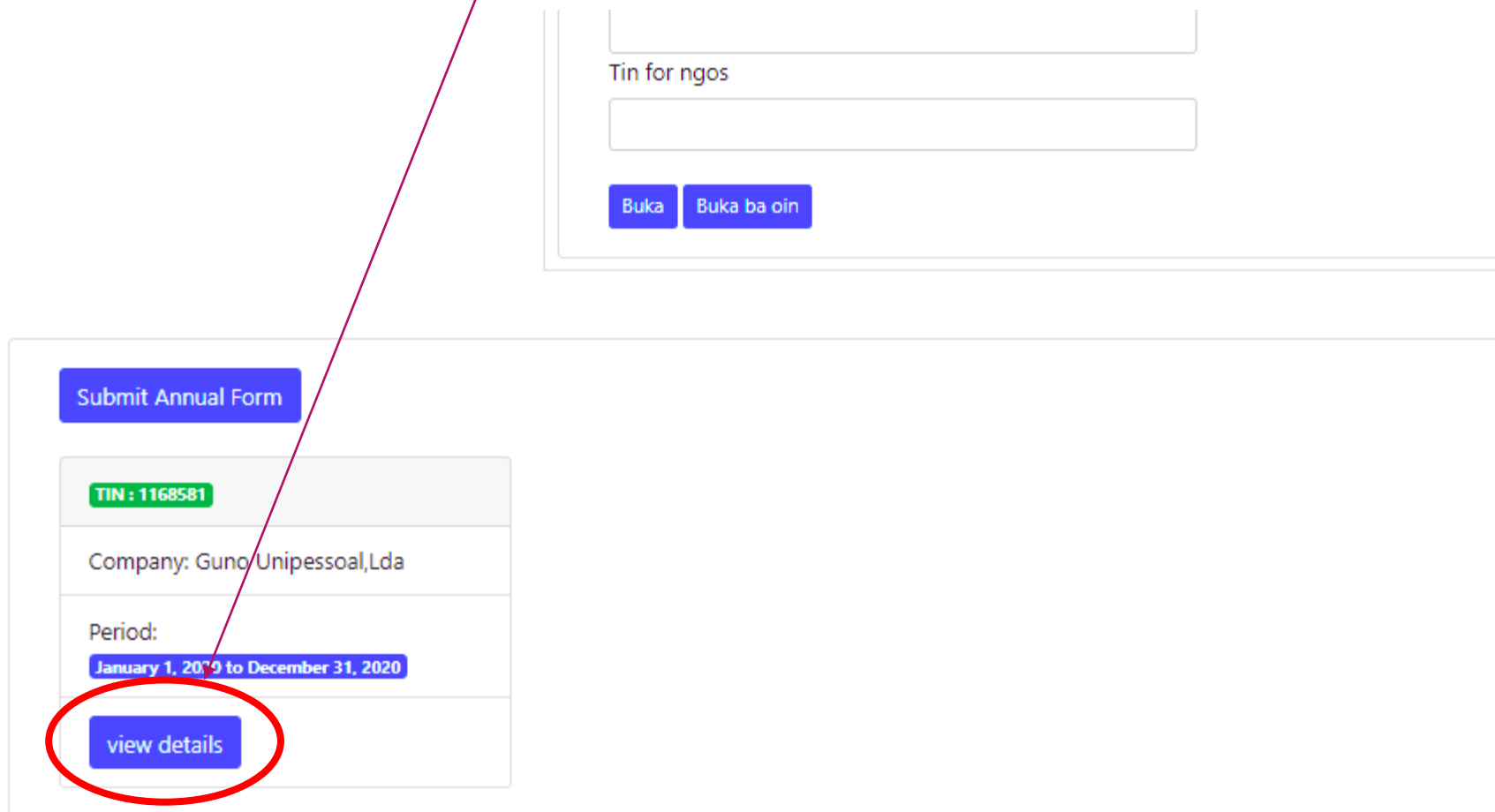
Annual Tax Returns

Total Monthly Tax returns by all Months

Total Service Tax Paid	Total wage Income Tax Paid	Total Annual Instal Tax Paid	Total Withholding Tax Paid
Accumulated Paid Tax \$0.00	Accumulated Paid Tax \$0.00	Accumulated Paid Tax \$0.00	Accumulated Paid Tax \$0.00
view details	view details	view details	view details

Step 1a : Click iha View Details

Step 1a : Click on View Details



The screenshot shows a web interface with a dark purple header. Below the header, there is a form with two input fields and two buttons. The first input field is labeled 'Tin for ngos'. Below it is another input field. Below these are two buttons: 'Buka' and 'Buka ba oin'. In the bottom left, there is a box containing a 'Submit Annual Form' button, a 'TIN : 1168581' label, a 'Company: Guno Unipessoal,Lda' label, a 'Period: January 1, 2019 to December 31, 2020' label, and a 'view details' button. The 'view details' button is circled in red, and a red line points from the title 'Step 1a : Click iha View Details' to it.

Submit Annual Form

TIN : 1168581

Company: Guno Unipessoal,Lda

Period: January 1, 2019 to December 31, 2020

view details

Tin for ngos

Buka Buka ba oin

Step 2 : Click Download the form

Step 2: Click on Download the form

E-SERVICES E-Filing Reports E-Request Hau ni

Annual Income Calculated Form for January 2021 to December 2021


Edit Back **Download Form All Activities** Upload evidence of Payment

All activities

Submitted at	2021-02-09
Taxpayer Complete Name	Guno Unipessoal,Lda
Taxpayer TIN	1168581
Tax Period	January 1, 2020 to December 31, 2020

Step 2 : Click Download the form

Step 2: Click on Download the form


República Democrática de Timor-Leste
Autoridade Tributária
Rua Aitarak Laran Dili, Ministério das Finanças, Pezu 8, Telf. 74002070/74002071

Annual Income Tax Form for the Period of 1 January 2020 to 31 December 2020

All Activities

Period	January 1, 2020 to December 31, 2020
Taxpayer Complete Name	Quatro Colegas, Lda
Taxpayer TIN	
Types of Services	or Building Activities (2%)
Amount received a	
Payer TIN	
Payer Name	Quatro Colegas, Lda
Total number of paid employees employed as at 31 December this Year.	0

Wages Income Tax

Total Gross Amount of Wages Paid during this tax year (LN 05)	\$6,000.00
Total amount of wage tax payments made to the Tax Authority in respect of this tax year. (LN 10)	\$600.00
Total amount of wage tax deducted from your employees' wages in respect of this tax year. LN (20)	\$600.00
Difference (if line 20 exceeds line 10, this is a shortfall) (LN 30).	\$0.00

Payment Slip - Wages Income Tax

Amount Paid (A/C 286442.10.001) LN30	\$0.00
--------------------------------------	--------

Taxpayer Declaration

I (Complete name), _____	
Signature : _____	Date: _____

Declare that the particulars shown in this form and accompanying documents are true and correct in every detail and disclose a full and complete statement of total income derived for tax purposes during the year ended December last year (or approved substituted accounting period)

Step 3 : *Note Importante*

Step 3: Important Note

Lori document (Formuláriu) refere ba banku hodi halo pagamentu
Bring this Document (form) to the Bank to do the payment.



Depois de Pagamentu
After the Payment



II. Upload Recibu

II (Upload the Receipts)

Halo favór tuir Etapa sira tuirmai

Please use the following steps

II. Note

II (Note)

Login Fali Ba E-Service

Please login to E-Service

Step 1 : Click E-Felling Pois Hili Relatoriu Anual

Step 1 : Click E-Filling then Choose Monthly Tax Return

E-SERVICES

E-Filing ▾

Reports ▾

E-Request ▾

[My Profile](#) [Logout](#)

[Select Language](#)

English ▾

Monthly Tax Returns

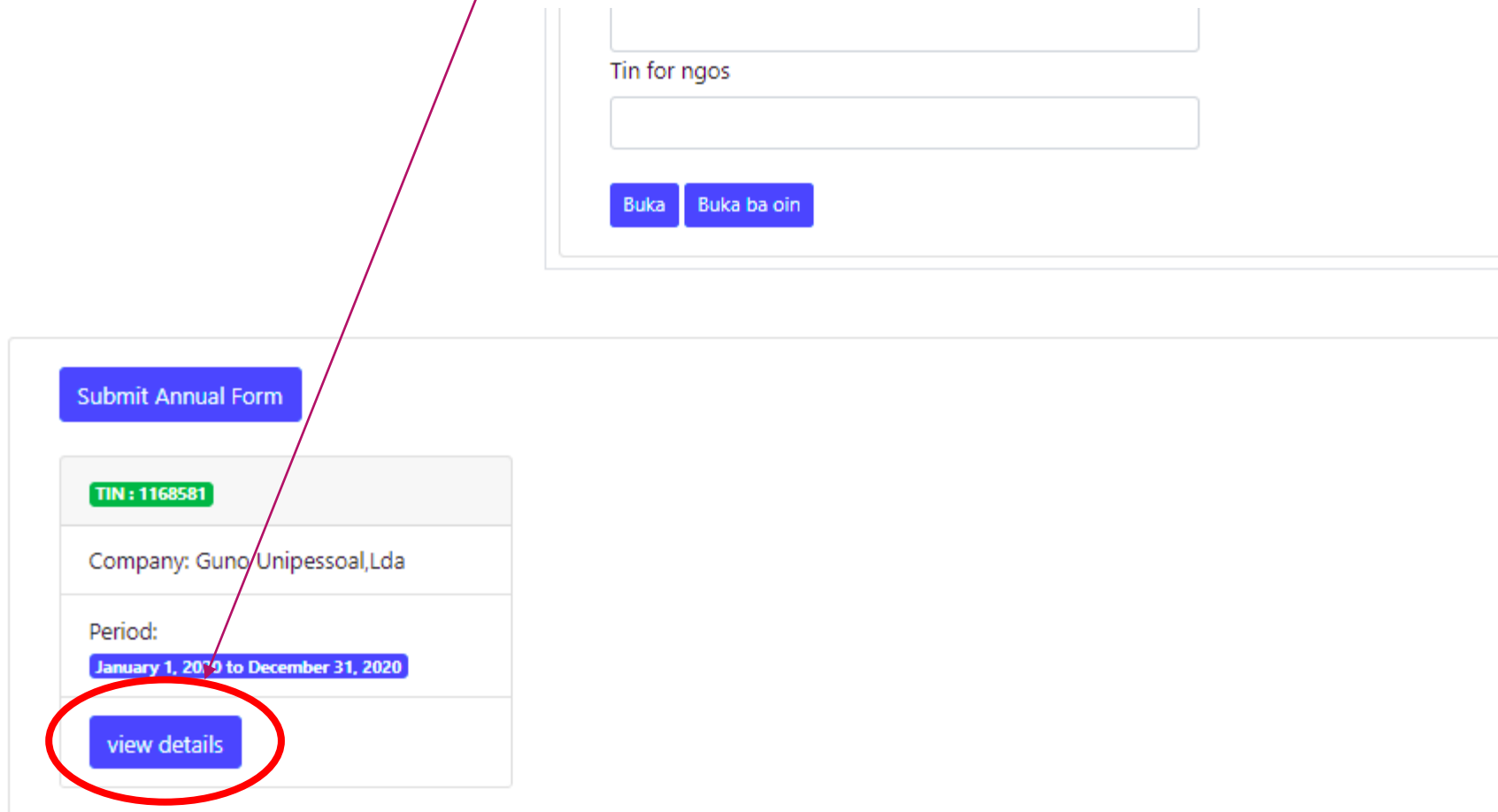
Annual Tax Returns

Total Monthly Tax returns by all Months

Total Service Tax Paid	Total wage Income Tax Paid	Total Annual Instal Tax Paid	Total Withholding Tax Paid
Accumulated Paid Tax \$0.00	Accumulated Paid Tax \$0.00	Accumulated Paid Tax \$0.00	Accumulated Paid Tax \$0.00
view details	view details	view details	view details

Step 1a : Click iha View Details

Step 1a : Click on View Details



The screenshot shows a web interface with a dark purple header. Below the header, there is a form with two input fields and two buttons. The first input field is labeled 'Tin for ngos'. Below it is another input field. Below these are two buttons: 'Buka' and 'Buka ba oin'. In the bottom left, there is a box containing a 'Submit Annual Form' button, a 'TIN : 1168581' label, a 'Company: Guno Unipessoal,Lda' label, a 'Period:' label, and a date range 'January 1, 2019 to December 31, 2020'. Below the date range is a 'view details' button, which is circled in red. A red line points from the 'view details' button to the title 'Step 1a : Click iha View Details'.

Submit Annual Form

TIN : 1168581

Company: Guno Unipessoal,Lda

Period:

January 1, 2019 to December 31, 2020

view details

Tin for ngos

Buka Buka ba oin

Step 2 : Click iha Upload Evidence of Payment

Step 2 : Click Upload Evidence of Payment

E-SERVICES

E-Filing ▾

Reports ▾

E-Request ▾

Hau nia Konta Sa

Annual Income Calculated Form for January 2021 to December 2021

Edit

Back

Download Form All Activities

Upload evidence of Payment

All activities

Submitted at

2021-02-09

Taxpayer Complete Name

Guno Unipessoal,Lda

Taxpayer TIN

1168581

Step 2 : Click Choose File

Step 2 : Click Choose File

Annual Income Calculated Form for January 2021 to December 2021

[Edit](#) [Back](#) [Download the Form](#) [Upload evidence of Payment](#) [Add Process](#)

[Choose File](#) No file chosen

[Upload Evidence](#) [Cancel](#)

Documents Attached

[Evidence of Payment](#)

Step 3 : Click select Upload Evidence

Step 3 : Click Upload Evidence

Annual Income Calculated Form for January 2021 to December 2021

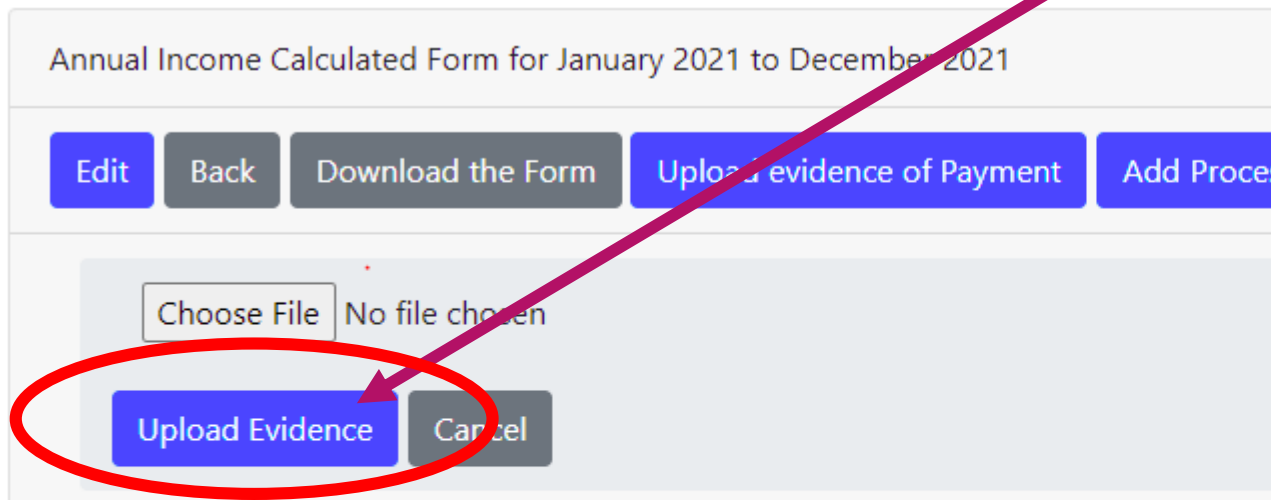
[Edit](#) [Back](#) [Download the Form](#) [Upload evidence of Payment](#) [Add Process](#)

[Choose File](#) No file chosen

[Upload Evidence](#) [Cancel](#)

Documents Attached

Evidence of Payment



Step 4 : File ne'ebe Aneksa

Step 4: File That has Attached

Annual Income Calculated Form for January 2021 to December 2021

Edit

Back

Download the Form

Upload evidence of Payment

Add Process

Choose File No file chosen

Upload Evidence

Cancel

Documents Attached

Evidence of Payment

Parabens Congratulations

Ita bo'ot Kompleta ona
Formulariu/Annual
**You have completed your
Monthly/Annual Tax Return**

Iha Duvidas seluk? Others enquire?

Karik iha dúvidas ruma kona-bá Madatalan ida-ne'e, bele kontaktu diretamente mai Autoridade-Tributária liuhusi chat-box iha Portal www.attl.gov.tl ou bele liga números hirak tuirmai: (+670) 78499862, (+670)74002291 , (+670)74002071, (+670) 7400207.

Should you have any queries or doubts on this Guideline, please do not hesitate to directly contact us through the Chat-box on our portal at www.attl.gov.tl and/or dial into the following office numbers: (+670) 78499862, (+670)74002291 , (+670)74002071, (+670) 7400207.



Obrigadu
Thank You